

DATE: _____ (YY/MM/DD)

Customer : _____

APPROVAL SHEET

PRODUCT: AC ADAPTOR(RoHS Compliant)

MODEL: APK315-1212

PART NO.


V :

Receiver's stamp or signature

PLEASE APPROVE & RETURN BEFORE _____
OR WE WOULD REGARD IT BEEN CONFIRMED.

RESPONSIBLE	APPROVED	ISSUED
		<i>hanmei</i>

ISSUES STAMP



Revised History

NO.	Revised Date	Description	Approved	Issued



Anthin Power Supply Co.,Ltd. (China)

TEL:+86-755-8980-7888

FAX:+86-755-8980-1111

<http://www.Anthin.cn>

info@anthin.cn

Anthin Japan Co.,Ltd. (Japan)

TEL:+81-45-730-5250

FAX:+81-45-730-5251

<http://www.Anthin.co.jp>

info@anthin.co.jp

Anthin	DESCRIPTION	SWITCHING POWER AC ADAPTER	SHEET NO.	1 OF 4
			VER:	
	MODEL NO.	APK315-1212	PART NO.	

1.INPUT REQUIREMENT

2.OUTPUT SPECIFICATION

3.MECHANICAL

4.RELIABILITY

5.ENVIRONMENT

6.OUTLOOKING

7.SAFETY

8.QC CHECK

9.DIMENSION

10.LABEL

11.PACKING

Anthin	DESCRIPTION	SWITCHING POWER AC ADAPTER	SHEET NO.	2 OF 4
	MODEL NO.	APK315-1212	VER:	
			PART NO.	

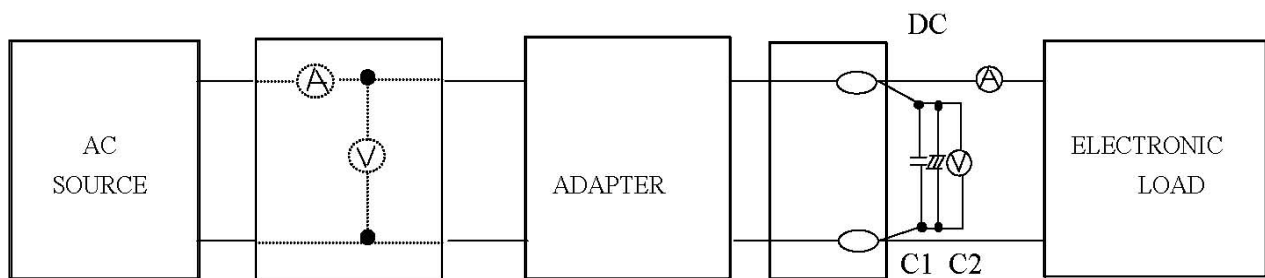
1.INPUT REQUIREMENT

ITEM	SPECIFICATION	MIN	TYP.	MAX
NORMAL AC INPUT VOLTAGE	SINGLE PHASE	100Vac	110Vac/220Vac	240Vac
AC INPUT VOLTAGE RANGE	SINGLE PHASE	90Vac	110Vac/220Vac	264Vac
AC INPUT FREQUENCY	SINGLE PHASE	47Hz	50/60Hz	63Hz
AC INPUT CURRENT	TYPICAL INPUT VOLTAGE& OUTPUT AT FULL LOAD.			300mA
AC INRUSH CURRENT	TYPICAL INPUT VOLTAGE& OUTPUT AT FULL LOAD , 25°C .			30A
EFFICIENCY	TYPICAL INPUT VOLTAGE& OUTPUT AT FULL LOAD	70%		

2.OUTPUT SPECIFICATION

ITEM	SPECIFICATION	MIN	TYP.	MAX
NORMAL DC OUTPUT VOLTAGE			12Vdc	
DC OUTPUT VOLTAGE RANGE	TYPICAL OUTPUT VOLTAGE ±5%	11.4V		12.6V
LOAD CURRENT RANGE		0.1A		1.25A
PEAK LOAD CURRENT	TIME<60S			1.55A
RIPPLE	TYPICAL INPUT VOLTAGE , TYPICAL LOAD CURRENT , 25°C			120mV
HOLD-UP TIME	AT TYPICAL INPUT VOLTAGE AND FULL LOAD	10mS		
TURN-ON DELAY	TYPICAL INPUT VOLTAGE AND TUP LOAD CURRENT			1S
OVER CURRENT PROTECTION	AUTO RECOVERY			
SHORT CIRCUIT PROTECTRON	THE ADAPTER SHALL NOT DAMAGE BY SHORT THE DC OUTPUT TO GROUND			
OVER VOLTAGE PROTECTION			13.8V	16V

*TEST MEASURES



C1 : 0.1uF CERAMICS CAPACITOR
C2 : 10uF 50V ALUMINUM CAPACITOR

Anthin	DESCRIPTION	SWITCHING POWER AC ADAPTER	SHEET NO.	3 OF 4
	MODEL NO.	APK312-1212	VER:	
			PART NO.	

3.MECHANICAL

ITEM	SPECIFICATION OR TEST CONDITION	ACCEPTANCE CRITERIA
BENDING TEST	NORMAL TEMPERATURE THE CORD SHALL WITHSTAND WEIGHT OF 200g, SWINGING FROM LEFT TO RIGHT AT AN ANGLE OF 60 DEG. 1000CYCLE TIMES MIN. S/R SHALL WITHSTAND WEIGHT OF 1N. SWINGING FROM LEFT TO RIGHT AT AN ANGLE OF 60DEG. 1000CYCLE TIMES MIN. BENDING SPEED 40CYCLE/MINUTE	NO SHORT CIRCUIT NO BREAKAGE OF THE CORD
VIBRATION	FREQUENCY RANGE:10~55Hz AMPLITUDE:1.5mm ACCELERATION: 1G SWEEP 1 MINUTE FOR X,Y,Z,AXIS EACH	THERE SHALL BENO ABNORMALITY ON THE APPEARANCE STRUCTURE AND OPERATING

4.RELIABILITY

ITEM	TEST CONDITION	ACCEPTANCE CRITERIA
TEMPERATURE UP WITH TYPICAL LOAD	TEST AT SURFACE OF THE CASE WITH TYPICAL AC INPUT AND TYPICAL LOAD IN OUTPUT 50/60Hz	TEMPERATURE UP UNDER 35 DEGREES
HI-POT TEST	INPUT TO OUTPUT GRADUALLY RAISED FROM 0 TO THE 3000Vac AND HELD AT THAT VALUE FOR 3S,5mA	NO DAMAGE
INSULATION RESISTANCE	INPUT TO OUTPUT,DC 500V	>100MΩ
MTBF	TYPICAL INPUT&FULL LOAD , 25℃	50000 HOURS
LIFE	TYPICAL INPUT&FULL LOAD, 40℃ TYPICAL INPUT&FULL LOAD, 25℃	1YEARS ABOVE 2YEARS ABOVE
BURN-IN	AT 30℃ (±10℃),NORMAL INPUT VOLTAGE	2~4 HOURS

5.ENVIRONMENT

ITEM	SPECIFICATION OR TEST CONDITION	min.	typ.	max.
OPERATING TEMPERATURE		0℃		40℃
STORAGE TEMPERATURE		-20℃		85℃
OPERATING HUMIDITY	NON-CONDENSING	5%RH		90%RH
STORAGE HUMIDITY	NON-CONDENSING	5%RH		90%RH

Anthin	DESCRIPTION	SWITCHING POWER	SHEET NO.	4 OF 4
		AC ADAPTER	VER:	
	MODEL NO.	APK315-1212	PART NO.	

6.OUTLOOKING

DIMENSION :70(L)X45(W)X30.5(H)mm
 WEIGHT :ABOUT 120g
 AC INPUT TYPE :WALL MOUNT
 DC OUTPUT TYPE :5.5×2.1×9.5mm S头 TYPE

DC OUTPUT CABLE :USE UL 2468 20AWG WIRE RoHS COMPLIANT
 INDICATION :LABEL RoHS COMPLIANT
 CASE MATERIAL :94V-0 ABS+PC RoHS COMPLIANT
 PCB MATERIAL :94V-0 RoHS COMPLIANT

7.SAFETY

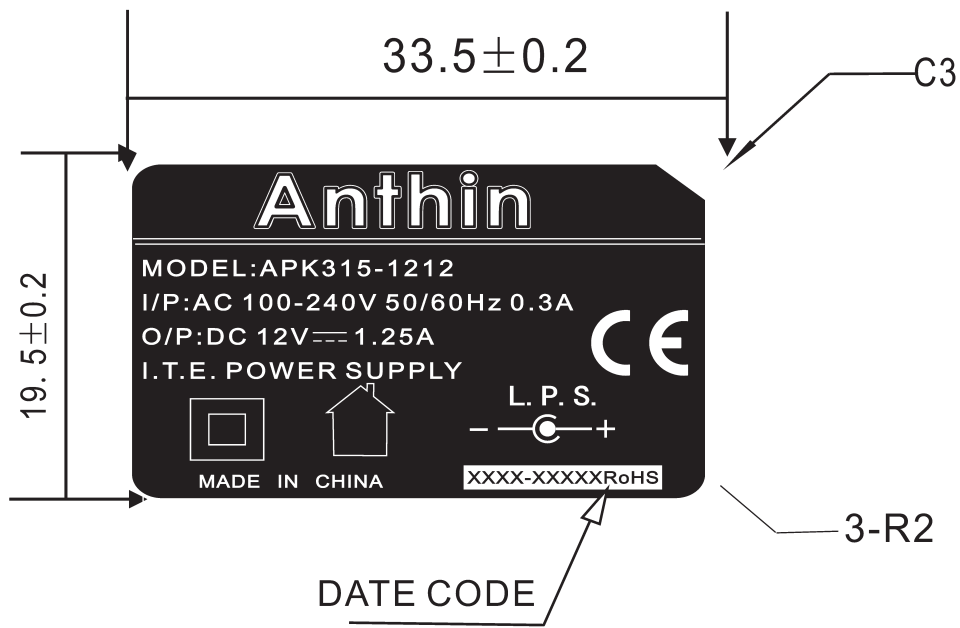
COMPLY SAFETY STANDARDS	STANDARD	FILE NO.

EMI
CE

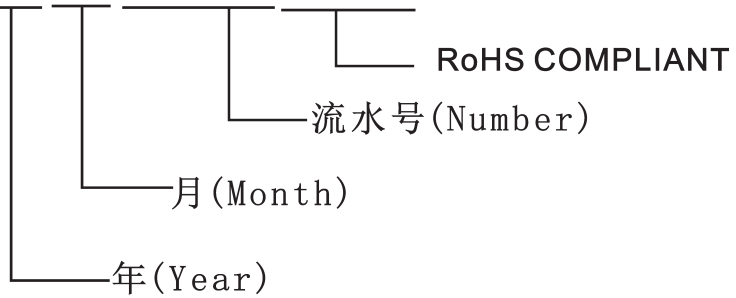
8.QC CHECK

ALL OF THE QUANTITY SHALL BE CHECKED BEFORE SHIPMENT,CHECK ITEM AS BELOW:

- (1)DC PLUG POLE CHECK
- (2)OCP FUNCTION CHECK
- (3)DC OUTPUT VOLTAGE CHECK
- (4)HIPOT&INSULATION CHECK
- (5)OUTLOOKING CHECK



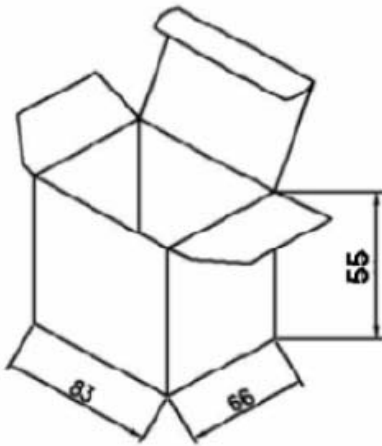
XXXX-XXXXXRoHS



NOTE:

- 1.SILVER WORD ON BLACK BASE.
- 2.MATERIAL:PVC + MYLAR FILM.
- 3.RoHS COMPLIANT.

TOLERANCE				FINISH	NAME: LABEL	
$L \leq 4$	0.05	0.08	0.1		0.2	MATERIAL
$4 < L \leq 20$	0.08	0.1	0.2	0.3		
$20 < L \leq 50$	0.1	0.15	0.3	0.4	REV.	PART NO.
$50 < L \leq 200$	0.15	0.25	0.4	0.6		
$200 < L$	0.2	0.4	0.5	0.8		
DEG.	CHKD.	APPD.	UNIT mm			
Anni			SCALE	REF.		
				REM.		



成品1PCS放入小白盒
 小白盒外径尺寸：长X宽X高
 L83 X W66 X H55mm
 TOLERANCE:± 1

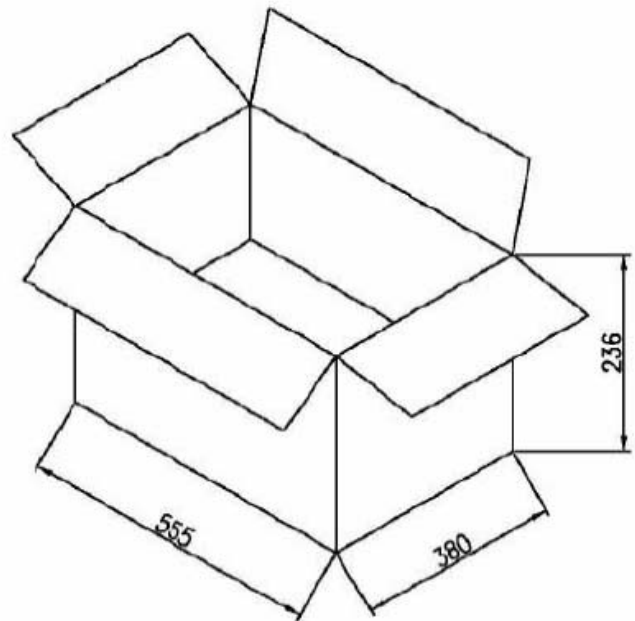
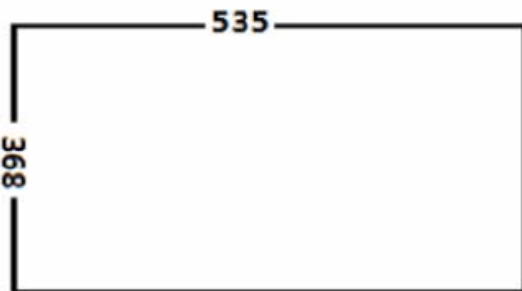
WHITE INNER BOX+OUT CARTON

WHITE INNER BOX OUT SIDE DIMENSION:

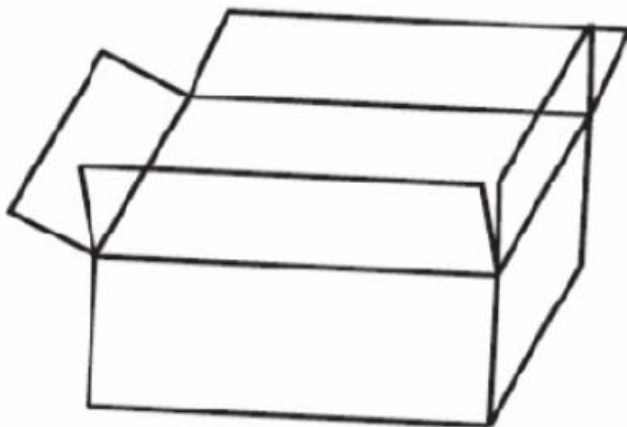
L×W×H (83X66X55)

TOLERANCE: ±3

RoHSCOMPLIANT



成品88PCS装入外箱内
 外箱3段:K=K
 外径尺寸：长X宽X高
 L555 X W380 XH236
 平卡尺寸:长 X 宽
 L535 X W368mm



TOLERANCE					FINISH	REV.	NAME	PACKING
L<4	4<L<20	20<L<50	50<L<200	200<L				
±0.05	±0.08	±0.1	±0.2	±0.3	MATERIAL			
±0.08	±0.1	±0.2	±0.3	±0.4				
±0.1	±0.15	±0.3	±0.4	±0.6	UNIT	mm	PART NO.	
±0.15	±0.25	±0.4	±0.6	±0.8				
±0.2	±0.4	±0.5	±0.8	±1.0	SCALE	REF.		
DEG.	CHKD.	APPD.	UNIT	mm				
Anni			DWG NO.					