

DATE: _____ (YY/MM/DD)

Customer : _____

APPROVAL SHEET

PRODUCT: AC ADAPTOR(RoHS Compliant)

MODEL: APW305UC-03-06

PART NO.


V :

Receiver's stamp or signature

**PLEASE APPROVE & RETURN BEFORE _____
OR WE WOULD REGARD IT BEEN CONFIRMED.**

RESPONSIBLE	APPROVED	ISSUED
		<i>hanmei</i>

ISSUES STAMP



Revised History

NO.	Revised Date	Description	Approved	Issued



Anthin Power Supply Co.,Ltd. (China)
 TEL:+86-755-8980-7888
 FAX:+86-755-8980-1111
<http://www.Anthin.cn>
info@anthin.cn

Anthin Japan Co.,Ltd. (Japan)
 TEL:+81-45-730-5250
 FAX:+81-45-730-5251
<http://www.Anthin.co.jp>
info@anthin.co.jp

Anthin	DESCRIPTION	SWITCHING POWER	SHEET	1 OF 4
		AC ADAPTER	VER:	
	MODEL NO.	APW305UC-03-06	PART	

1.INPUT REQUIREMENT

2.OUTPUT SPECIFICATION

3.MECHANICAL

4.RELIABILITY

5.ENVIRONMENT

6.OUTLOOKING

7.SAFETY

8.QC CHECK

9.DIMENSION

10.LABEL

11.PACKING

Anthin	DESCRIPTION	SWITCHING POWER AC ADAPTER	SHEET	2 OF 4
			VER:	
	MODEL NO.	APW305UC-03-06	PART NO.	

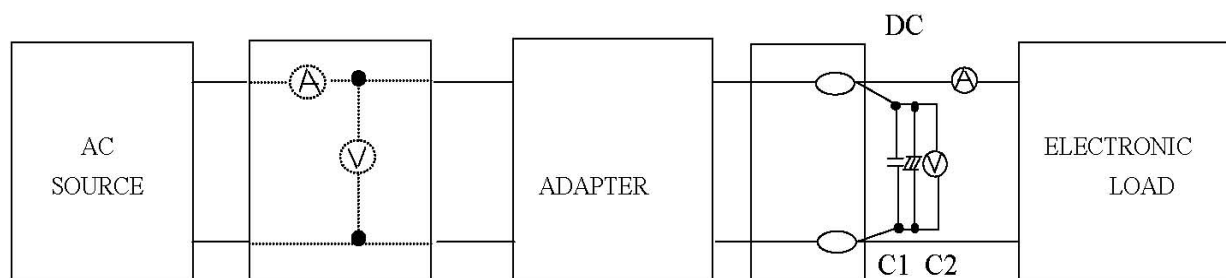
1.INPUT REQUIREMENT

ITEM	SPECIFICATION	MIN	TYP.	MAX
NORMAL AC INPUT VOLTAGE	SINGLE PHASE	100Vac	110Vac/220Vac	240Vac
AC INPUT VOLTAGE RANGE	SINGLE PHASE	90Vac	110Vac/220Vac	264Vac
AC INPUT FREQUENCY	SINGLE PHASE	47Hz	50/60Hz	63Hz
AC INPUT CURRENT	TYPICAL INPUT VOLTAGE& OUTPUT AT FULL LOAD.			150mA
AC INRUSH CURRENT	TYPICAL INPUT VOLTAGE& OUTPUT AT FULL LOAD , 25°C.			30A
EFFICIENCY	TYPICAL INPUT VOLTAGE& OUTPUT AT FULL LOAD	65%		

2.OUTPUT SPECIFICATION

ITEM	SPECIFICATION	MIN	TYP.	MAX
NORMAL DC OUTPUT VOLTAGE			5Vdc	
DC OUTPUT VOLTAGE RANGE	TYPICAL OUTPUT VOLTAGE ±5%	4.75V		5.25V
LOAD CURRENT RANGE				1A
PEAK LOAD CURRENT	TIME<60S			1.3A
RIPPLE	TYPICAL INPUT VOLTAGE , TYPICAL LOAD CURRENT , 25°C			100mV
HOLD-UP TIME	AT TYPICAL INPUT VOLTAGE AND FULL LOAD	10mS		
TURN-ON DELAY	TYPICAL INPUT VOLTAGE AND TUP LOAD CURRENT			1S
OVER CURRENT PROTECTION	AUTO RECOVERY			
SHORT CIRCUIT PROTECTRON	THE ADAPTER SHALL NOT DAMAGE BY SHORT THE DC OUTPUT TO GROUND			
OVER VOLTAGE PROTECTION			6V	7.5V

*TEST MEASURES



C1 : 0.1uF CERAMICS CAPACITOR
C2 : 10uF 50V ALUMINUM CAPACITOR

Anthin	DESCRIPTION	SWITCHING POWER AC ADAPTER	SHEET NO.	3 OF 4
			VER:	
	MODEL NO.	APW305UC-03-06	PART NO.	

3.MECHANICAL

ITEM	SPECIFICATION OR TEST CONDITION	ACCEPTANCE CRITERIA
BENDING TEST	NORMAL TEMPERATURE THE CORD SHALL WITHSTAND WEIGHT OF 200g, SWINGING FROM LEFT TO RIGHT AT AN ANGLE OF 60 DEG. 1000CYCLE TIMES MIN. S/R SHALL WITHSTAND WEIGHT OF 1N. SWINGING FROM LEFT TO RIGHT AT AN ANGLE OF 60DEG. 1000CYCLE TIMES MIN. BENDING SPEED 40CYCLE/MINUTE	NO SHORT CIRCUIT NO BREAKAGE OF THE CORD
VIBRATION	FREQUENCY RANGE:10~55Hz AMPLITUDE:1.5mm ACCELERATION: 1G SWEEP 1 MINUTE FOR X,Y,Z,AXIS EACH	THERE SHALL BENO ABNORMALITY ON THE APPEARANCE STRUCTURE AND OPERATING

4.RELIABILITY

ITEM	TEST CONDITION	ACCEPTANCE CRITERIA
TEMPERATURE UP WITH TYPICAL LOAD	TEST AT SURFACE OF THE CASE WITH TYPICAL AC INPUT AND TYPICAL LOAD IN OUTPUT 50/60Hz	TEMPERATURE UP UNDER 35 DEGREES
HI-POT TEST	INPUT TO OUTPUT 3000Vac 3 SECONDS 5mA	NO DAMAGE
MTBF	TYPICAL INPUT&FULL LOAD , 25℃	50000 HOURS
LIFE	TYPICAL INPUT&FULL LOAD, 40℃ TYPICAL INPUT&FULL LOAD, 25℃	1YEARS ABOVE 2YEARS ABOVE
BURN-IN	AT 30℃(±10℃),NORMAL INPUT VOLTAGE	2~4 HOURS

5 ENVIRONMENT

ITEM	SPECIFICATION OR TEST CONDITION	min.	typ.	max.
OPERATING TEMPERATURE		0℃		40℃
STORAGE TEMPERATURE		-20℃		85℃
OPERATING HUMIDITY	NON-CONDENSING	5%RH		90%RH
STORAGE HUMIDITY	NON-CONDENSING	5%RH		90%RH

Anthin	DESCRIPTION	SWITCHING POWER	SHEET NO.	4 OF 4
	MODEL NO.	AC ADAPTER	VER:	
		APW305UC-03-06	PART NO.	

6.OUTLOOKING

DIMENSION :56(L)X51(W)X16.2(H)mm
 WEIGHT :ABOUT 120g
 AC INPUT TYPE :WALL MOUNT
 DC OUTPUT TYPE :5.5.*2.1*9.5MM S头 TYI



DC OUTPUT CABLE :USE UL 2468 22AWG WIRE ROHS COMPLIANT
 INDICATION :LABEL ROHS COMPLIANT
 CASE MATERIAL :94V-0 雾面 **BLACK** ROHS COMPLIANT
 PCB MATERIAL :94V-0 ROHS COMPLIANT

7.SAFETY

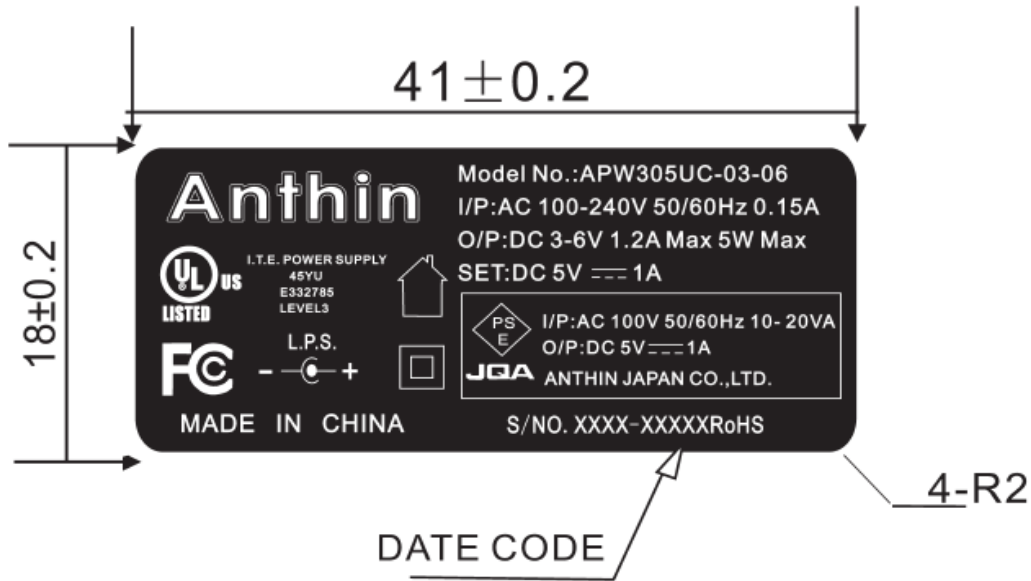
COMPLY SAFETY STANDARDS	STANDARD	FILE NO.
PSE		JQE12412
UL CUL		E332785

EMI
FCC

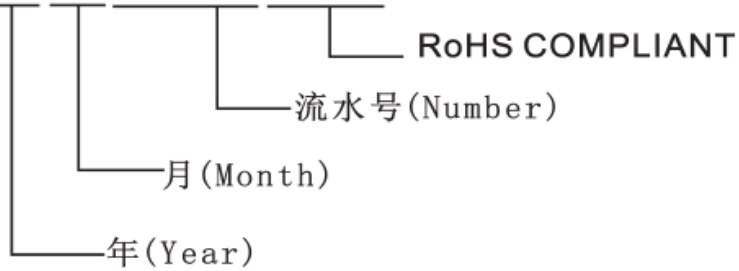
8.QC CHECK

ALL OF THE QUANTITY SHALL BE CHECKED BEFORE SHIPMENT,CHECK ITEM AS BELOW:

- (1)DC PLUG POLE CHECK
- (2)OCP FUNCTION CHECK
- (3)DC OUTPUT VOLTAGE CHECK
- (4)HIPOT&INSULATION CHECK
- (5)OUTLOOKING CHECK



XXXX-XXXXXRoHS



NOTE:

1. SILVER WORD ON BLACK BASE.
2. MATERIAL: PVC + MYLAR FILM + 雾面.
3. ROHS COMPLIANT.

TOLERANCE					FINISH	NAME: LABEL		
L ≤ 4	0.05	0.08	0.1	0.2		MATERIAL	QTY.	REV
4 < L ≤ 20	0.08	0.1	0.2	0.3				
20 < L ≤ 50	0.1	0.15	0.3	0.4	UNIT	mm	REF.	REM.
50 < L ≤ 200	0.15	0.25	0.4	0.6				
200 < L	0.2	0.4	0.5	0.8				
DEG.	CHKD.	APPD.	SCALE					
Anni								

